



EN

MEGAFLAT

TECHNICAL
HANDBOOK



INTRODUCTION

TO MEGAFLAT

MEGAFLAT belts are truly endless mandrel moulded without a single seam or splice. Special fabrics of Polyester, Polyamid, Aramide, Cotton yarn or Elastic yarn are manufactured in endless form on the most modern CNC knitting machines. The available Polyurethane and Silicone coatings are applied as an endless cover.

This wide variety of basic materials and surface treatments guarantee the perfect belt for transmission and for conveying even at extreme speeds and in special environments.

MAIN FEATURES

- High flexibility
- Small pulley diameters
- Dimensional accuracy
- High speed
- Energy efficient
- Low noise and vibration
- Low maintenance
- Good chemical and ozone resistance
- High friction surface
- Uniform elongation values

MEGAFLAT is always a belt made exactly to customer requirements in endless form.

MAIN COMPONENTS OF MEGAFLAT BELTS

TENSILE REINFORCEMENT:

special fabrics are available with:

Elastic yarn, high elastic elongation from 4-10% for fixed shaft centre distances.

Polyamide, medium elastic from 0,5-1,5% for fixed shaft centre distances.

Polyester, low elastic elongation.

Cotton yarn, low elongation and low coefficient of friction.

Aramide, extremely low elongation and temperature resistance up to 280°.

COATINGS:

Endless covers are available:

Foamed Polyurethane, in colours yellow, grey, red and white, different hardness and thickness up to 10 mm, good coefficient of friction to paper



Silicones, in colours white, grey, red, blue, hardness approx. 30-35 ShA. High temperature resistant, FDA approved.



POLYURETHANE

FLAT BELTS

PRODUCT RANGE

TYPE	P0	P102
		
Fabric	No fabric	Elastic fabric
Coating for drive or transport side	Standard: 50 ShA (± 7) Special: 30-40 ShA (soft foam), 60-75 ShA (hard)	Standard: 50 ShA (± 7) Special: 30-40 ShA (soft foam), 60-75 ShA (hard)
Coating revers side	No	Polyurethane/Silicone
Colour ⁽¹⁾	Yellow & Grey	Yellow & Grey
Antistatic	No	Possible

COEFFICIENT OF FRICTION (μ)

Coated side smooth	0,4	0,4
Fabric side rough	-	0,2
Breaking strength (N) per cm width in endless form	140	250
Pretension (N) recommended per cm width in endless form	-	10
Elongation (%) at pretension recommended per cm	-	4
Minimum recommended pulley diameter (mm)	8	25

SIZE (MM) ⁽²⁾

Length	245 - 2500	210 - 2500
Width (length \leq 460 mm)	6 - 330	6 - 330
Width (length > 460 - 600 mm)	6 - 330	6 - 330
Width (length > 600 - 750 mm)	6 - 550	6 - 550
Width (length > 750 mm)	6 - 550	6 - 550
Thickness	0,9	1,8 ⁽³⁾

TOLERANCES

Length (%)	$\pm 2,00$	$\pm 2,00$
Width (mm)	$\pm 0,50$	$\pm 0,50$
Thickness (mm)	$\pm 0,05$	$\pm 0,05$
Working temperature (intermittent)	-10°C / +60°C (+80)	-10°C / +60°C (+80)
Applications	Suitable for fixed center distance drive system like copying machines. Highly elastic.	Suitable for fixed center distance drive systems like machinery for paper transport. Elastic.

(1) Additional colours on request - (2) Additional dimensions on request

(3) Increase of thickness by about 0,3/0,5 mm for belts coated both sides.

MEGAFLAT S and P 'series' are unbranded



MEGAFLAT



POLYURETHANE

FLAT BELTS

PRODUCT RANGE

TYPE	P108	P110
		
Fabric	Polyester/Cotton	Polyester
Coating for drive or transport side	Standard: 50 ShA (± 7) Special: 30-40 ShA (soft foam), 60-75 ShA (hard)	Standard: 50 ShA (± 7) Special: 30-40 ShA (soft foam), 60-75 ShA (hard)
Coating revers side	Polyurethane/Silicone	Polyurethane/Silicone
Colour ⁽¹⁾	Yellow & Grey	Yellow & Grey
Antistatic	Possible	Possible

COEFFICIENT OF FRICTION (μ)

	0,4	0,4
Fabric side rough	0,1	0,3
Breaking strength (N) per cm width in endless form	900	1250
Pretension (N) recommended per cm width in endless form	200	150
Elongation (%) at pretension recommended per cm	1,2	0,8
Minimum recommended pulley diameter (mm)	8	12

SIZE (MM) ⁽²⁾

Length	210 - 3850	210 - 3850
Width (length \leq 460 mm)	6 - 330	6 - 330
Width (length > 460 - 600 mm)	6 - 330	6 - 330
Width (length > 600 - 750 mm)	6 - 550	6 - 550
Width (length > 750 mm)	6 - 550	6 - 550
Thickness	0,8 ⁽³⁾	1,0 ⁽³⁾

TOLERANCES

Length (%)	$\pm 0,50$	$\pm 0,50$
Width (mm)	$\pm 0,50$	$\pm 0,50$
Thickness (mm)	$\pm 0,05$	$\pm 0,05$

Working temperature (intermittent)	-10°C / +60°C (+80)	-10°C / +60°C (+80)
Applications	Suitable for knife edge transport. Low coefficient of friction on textile side. Thin, highly flexible band.	Suitable for flexible drive and transport systems like grinding machines. Very good running performance. Universal applications.

(1) Additional colours on request - (2) Additional dimensions on request
 (3) Increase of thickness by about 0,3/0,5 mm for belts coated both sides
 MEGAFLAT S and P 'series' are unbranded



POLYURETHANE

FLAT BELTS

PRODUCT RANGE

TYPE	P120	P155
		
Fabric	Polyester	Aramid/ Polyester
Coating for drive or transport side	Standard: 50 ShA (± 7) Special: 30-40 ShA (soft foam), 60-75 ShA (hard)	Standard: 50 ShA (± 7) Special: 30-40 ShA (soft foam), 60-75 ShA (hard)
Coating revers side	Polyurethane/Silicone	Polyurethane/Silicone
Colour ⁽¹⁾	Yellow & Grey	Yellow & Grey
Antistatic	Possible	Possible

COEFFICIENT OF FRICTION (μ)

Coated side smooth	0,4	0,4
Fabric side rough	0,2	0,2

Breaking strength (N) per cm width in endless form	3500	6500
Pretension (N) recommended per cm width in endless form	300	350
Elongation (%) at pretension recommended per cm	0,8	0,5
Minimum recommended pulley diameter (mm)	20	30

SIZE (MM) ⁽²⁾

Length	210 - 4300	210 - 4300
Width (length \leq 460 mm)	6 - 330	6 - 330
Width (length > 460 - 600 mm)	6 - 330	6 - 330
Width (length > 600 - 750 mm)	6 - 550	6 - 400
Width (length > 750 mm)	6 - 550	6 - 400
Thickness	1,5 ⁽³⁾	2,0 ⁽³⁾

TOLERANCES

Length (%)	$\pm 0,50$	$\pm 1,00$
Width (mm)	$\pm 0,50$	$\pm 0,50$
Thickness (mm)	$\pm 0,05$	$\pm 0,05$

Working temperature (intermittent)	-10°C / +60°C (+80)	-10°C / +60°C (+80)
Applications	Suitable for heavy drive conditions. Universal applications. Medium-duty drives.	Suitable for conveyor system. Extremely low elongation. Heavy-duty drives.

(1) Additional colours on request - (2) Additional dimensions on request

(3) Increase of thickness by about 0,3/0,5 mm for belts coated both sides

MEGAFLAT S and P 'series' are unbranded

MEGAFLAT



SILICONE

FLAT BELTS

PRODUCT RANGE

S108	S110	S120	S155
			
Polyester/Cotton	Polyester	Polyester	Aramid/Polyester
Silicone 30-35 ShA	Silicone 30-35 ShA	Silicone 30-35 ShA	Silicone 30-35 ShA
Polyurethane/Silicone	Polyurethane/Silicone	Polyurethane/Silicone	Polyurethane/Silicone
White & Grey	White & Grey	White & Grey	White & Grey
Possible	Possible	Possible	Possible

COEFFICIENT OF FRICTION (μ)			
0,6	0,6	0,6	0,6
0,1	0,2	0,4	0,2
800	1000	3400	5900
180	125	350	400
0,8	0,8	0,8	0,5
8	12	20	25

SIZE (MM) ⁽²⁾			
210 - 3850	210 - 3850	210 - 4300	210 - 3800
6 - 330	6 - 330	6 - 330	6 - 330
6 - 330	6 - 330	6 - 330	6 - 330
6 - 550	6 - 550	6 - 550	6 - 400
6 - 550	6 - 550	6 - 550	6 - 400
0,8 ⁽³⁾	1,0 ⁽³⁾	1,5 ⁽³⁾	2,0 ⁽³⁾

TOLERANCES			
±0,50	±0,50	±0,50	±1,00
±0,50	±0,50	±0,50	±0,50
±0,05	±0,05	±0,05	±0,05

-50°C / +120°C (+160)	-50°C / +150°C (+180)	-50°C / +150°C (+180)	-60°C / +280°C (+300)
Transport belt, heat and cold resistant. Knife edge transport. Food contact.	Transport belt, heat and cold resistant. Suitable for food transport.	Universal transport belt, also for drive applications. Suitable for food transport.	Transport belt, high strength and high temperature extremes.

(1) Additional colours on request - (2) Additional dimensions on request
 (3) Increase of thickness by about 0,3/0,5 mm for belts coated both sides
 MEGAFLAT S and P 'series' are unbranded

MEGAFLAT

The data and information contained in the present catalogue are updated to the date of the catalogue's printing. Ammega Italia S.p.A. reserves the right to modify the specifications, performances and other information relating to the belts described in the present catalogue, at any time at its own discretion, without any prior notice.

For updating refer to our website www.megadynegroup.com.

Technical specifications, performances and other information provided in the present catalogue are indicative and do not bound Ammega Italia S.p.A. unless such specifications, performances or other information are expressly agreed in the agreement with the customer.

We also recommend to read carefully the following documents on our web site www.megadynegroup.com:

- Ammega Italia S.p.A. General Conditions of Sale (comprising the warranty)
- Theoretical Belt Life
- Drive Components: Storage, Installation, Maintenance and Troubleshooting Handbook
- Belts standard use condition and temperature.

Copyright Notice: Ammega Italia S.p.A. copyright. All rights reserved.

Ammega Italia S.p.A. is and shall remain the owner of all rights on drawings, technical specifications and any other information contained in the present catalogue or otherwise communicated by Ammega Italia S.p.A. to the customer.

The customer shall not disclose such information to third parties or use such information for purposes different from the definition of the order to Ammega Italia S.p.A., unless upon prior written authorization of Ammega Italia S.p.A.



Ammega Italia S.p.A.
ITALY - MATHI

Discover Your Local Contacts

The local partner of choice
for sustainable power transmission belting solutions
around the globe.



General contact information:

Megadyne

Via Trieste, 16
Via S. Lucia 114 - 10075 Mathi (Torino)
Italy



Scan the QR code
and find your local
contact

