





**MEGADYNE**



*EN*

**ACCU-LINK®**

PRODUCT  
BROCHURE



# ACCU-LINK®


## ADJUSTABLE LINK V-BELT

Accu-link® is Megadyne's link belt, created and developed as an alternative to classical rubber V-belts. Megadyne's Accu-link® combines superior strength and durability with quick and easy assembly and installation. The original concept is to give a fast replacement to classical V-belts in case of a break. Today, Accu-link® is used in a very wide range of applications as original equipment.

Accu-link® is a link belt, made of several links assembled together. Thanks to this, belts can have any length just by modifying the number of links.

Links are made with a polyurethane material, reinforced by a multilayer woven polyester fabric. State-of-the-Art manufacturing produces a high-quality link design which yields superior performance. Accu-link® is precision ground for a smooth side edge and section, which leads to a smooth, silent, low vibrating belt.

Download the e-book  
with Technical  
Calculation:



### ADVANTAGES

- **Easy to assemble** - Accu-link® can be assembled without tools and in a matter of seconds.
- **Easy to install** - Accu-link® can be adapted to any length, in case of difficult layout or when taking the drive apart would take too long. Accu-link® can be installed open and closed afterwards, in a very easy and fast way.
- **Small inventory** - with one roll of Accu-link® it is possible to get any length of classical V-belts; with one roll per section, inventories will be much smaller, easier and less expensive to manage.
- **High power rate** - Accu-link® has power ratings similar to classical V-belts.
- **High resistance to environment** - Thanks to its state-of-the-art materials, Accu-link® can withstand salt, chemicals, oils and grease. This increases the lifetime compared to standard rubber V-belts.
- **High temperature resistance** - Accu-link® can operate in a wide range of temperatures: -25 °C / +80 °C (-13 °F / 176 °F)
- **High resistance to harsh environments** - Accu-link® is suited for harsh environments where it can outlast standard rubber V-belts.
- **Quiet and smooth running** - due to the independent link design, Accu-link® runs quieter and smoother than a classical V-belt.

Accu-link® belts can be used in a wide range of applications.


The following table lists some of the main applications where Accu-link® Adjustable Link V-belts are widely used with the advantages compared to classical rubber V-belts.

### APPLICATIONS

APPLICATIONS	MAIN ADVANTAGES
Marine industry	Higher resistance to salty and greasy environments Reduced inventory
Air handling	Easier and quicker to install
Metal and wood working machines	Reduced noise, reduced vibration
Poultry industry	Enhanced resistance to harsh environments
Agriculture	Enhanced resistance to typical agri-environments
Rolling conveyor	Easier and quicker to install Better performing in case of pulley misalignment
Glass industry	Non staining
Tiles and marble conveyor	Easier and quicker to install Enhanced resistance to harsh environments

ACCU-LINK®

# ACCU-LINK®




Accu-link® belts are available in Z/3L, A/4L, B/5L and C sections. Accu-link® can work on standard pulleys for V-belts. Megadyne can supply open end Accu-link® in carton boxes or endless belts in light carton sleeves.

## RANGE

	Z / 3L		A / 4L		B / 5L		C
Belt weight g/m (+/-1,5)	43,0		76,5		117,5		178,5
Belt width (mm)	10	9,7	13	12,5	17	16,8	22
Min pulley diameter (mm)	45		80		140		225
Service temperature range	-25 °C / +80 °C (-13 °F / 176 °F)						
Standard roll lengths (ft)	25-100		25-100		25-100		25-50
Standard sleeve lengths (ft)	5		5-6		6		5

## INSTRUCTIONS


### ASSEMBLING



**1.** Holding the belt with the tabs upwards, let the tab of one belt's end get through two links at once. (three if C section)




**2.** Flexing the belt as much as needed, twist and insert the second tab through the end link.




**3.** Ensure that tab will stay transversally to the belt's running direction; reverse the belt upside down to let it running on the tab side.

### DISASSEMBLING



**1.** Put the belt with the tabs upwards and bend it as much as possible.



**2.** Twist one tab 90° to make it parallel to the belt; in this way you can pull the end of the link over the tab.



**3.** Rotating the belt by 90° you can now easily pull one belt's end away from the other one.



**NOTE:** Unlike conventional V-belts, Accu-link® can be rolled on to pulleys - no cord to break.

## INSTALLATION

1. Be sure that the belt has the tabs on the inner side: the belt has to run with the tabs oppositely facing the running direction
2. Fit the belt in the nearest groove of the smallest sheave and then roll the belt onto the larger sheave; for multiple belts drive, repeat the operation on all the grooves
3. Always make sure that belts look pretty tight and tabs are still in the correct position.

If it is easy to move the engine, you might install the belt in the following way:

1. Set the engine in mid position of its adjustment range and mark this position clearly
2. Check the belt's length as previously shown
3. Move the engine forward to reduce the center distance
4. Install the belt as in "INSTALLATION" paragraph
5. Pull the engine back to the previously marked position.

## MEASURING

1. Pull the belt tight around the sheaves to check the needed length, overlapping the last two tabs with two holes in matching.
2. Count the number of links and remove one link every 24 for Z/3L, A/4L and B/5L sections, and one link every 20 for C section to get the proper installation tension.
3. For multiple belt drives, be ensure that each belt has the same number of links.

## RETENSIONING

As in any V-belt drive, Accu-link® belts require to check for tension after 24 h of full load operating time. If the belt is not tight enough, restore the tension by removing some link. Anyway, check the belt's tension periodically and restore tension.

# Discover Your Local Contacts

The local partner of choice  
for sustainable power transmission belting solutions  
around the globe.



**General contact information:**

**Megadyne**

Via Trieste, 16  
Via S. Lucia 114 - 10075 Mathi (Torino)  
Italy

Scan the QR code  
and find your local  
contact

[www.megadynegroup.com](http://www.megadynegroup.com)

